Weber & Leucht GmbH · Am Röhlingsberg 20 · D-36043 Fulda

Piazza bv
Vlimmersebaan 136 , Unit 6 2275
Wechelderzande
Belgium

Client	Piazza bv
Date of order	03.04.2023
Receipt of sample	03.04.2023
WO-No.	2685
Sample material	Double Active Urinal Screen
Test assignment	Quality check – long-term effectiveness
Date of analysis	04.05 – 25.09.2023
Test result	Following page(s)

1. Information

Double Active Urinal Screen









Application Lab
Weber & Leucht GmbH
Am Röhlingsberg 20
D-36043 Fulda

Our general terms and conditions apply:
www.weber-leucht.com |AGB

2. Determination of the lime dissolving capacity according to IKW recommendation (recommendation for quality assessment for bathroom cleaners 2002) - Vertical surfaces

Test surface: white Carrara marble

Test solution: Double Active Urinal Screen dissolved in 500 ml water
pH-Value: 6,7

Preparation of the marble blocks:
Remove residues with a brush under running water, degrease samples with ethanol, then dry to constant weight (4 h in a drying oven at 105°C, 2 h desiccator).

Procedure:
The Carrara marble blocks prepared to constant weight are completely immersed for 10 minutes and 250 ml of the test stain solution. The test plate is then immediately removed and placed vertically in a stand.

Testing parameters:

- Flushing time: 30 seconds
- Flushing / Water standardized hardness: 300 ml

The quantity of calcium carbonate released is determined by the difference in weight.

Lime dissolving capacity in mg		after 50 Repetitions	
Test 1	**Test 2**	Average in mg	Lime dissolving capacity in %
30	20	**25**	**0,02**

Interpretation of test result:

The lime dissolving capacity shows a very good high long-term effectiveness

3. Determination of lime soap removability according to the IKW method for bath cleaners (2002 version) - urine residue removability

Test tiles: high-gloss white tile

Test solution: Double Active Urinal Screen dissolved in 500 ml water

Preparation of the test plates:
The plates are cleaned, dried to constant weight and weighed. They are then soiled with a Ca-stearate suspension, Calcite and Mg-carbonate

Procedure:
The test is performed as a 5-times determination. For this purpose, 0.5 ml of the stain solution is applied to the tile with a pipette over an area of 3 x 2 cm.

Testing parameters:

- Flushing time: 30 seconds
- Flushing / Water standardized hardness: 300 ml

The time in which the cleaners to be tested achieve a cleaning performance of 90 - 100 % must be determined.

Exposure time in minutes **for a 90 %** Cleaning performance after 50 Repetitions
25 minutes

Interpretation of test result:

The urine and lime soap cleaning performance (long-term effectiveness) shows very good cleaning abilities

4. Material compatibility according to IKW method for bath cleaners (2002 version)

Test tiles: high-gloss white tile / Makrolon®

Test solution: Double Active Urinal Screen dissolved in 500 ml water

Preparation of the test plates:
The plates are cleaned and the gloss level is measured

Procedure:
Approximately 1 g of the solution is applied in points to the plates. After 24 h the applied products are rinsed off and any changes that may have occurred in the plates are visually assessed and the gloss level is measured again.

Grading:
1 = no change
2 = intermediate change
3 = significant change

Surface	Grading
high-gloss white tile	**1**
Makrolon®	**1**

Surface	Gloss level change in %
high-gloss white tile	**0,8**
Makrolon®	**-0,9**

Interpretation of test result:

No significant damage to the tested surfaces can be detected

The test results are based on the state of the submitted sample as delivered. Unless otherwise stated, the sample was taken by the client. Copies of this report or of parts hereof are subject to our consent. We refer to the use of the test report explicitly to our Terms and Conditions. These can be found under www.weber-leucht.com | AGB

Dipl.-Ing. (FH) Stephanie Leucht
Laboratory Manager

Andrea Freda
Deputy Laboratory Manager

SIGNATURE